

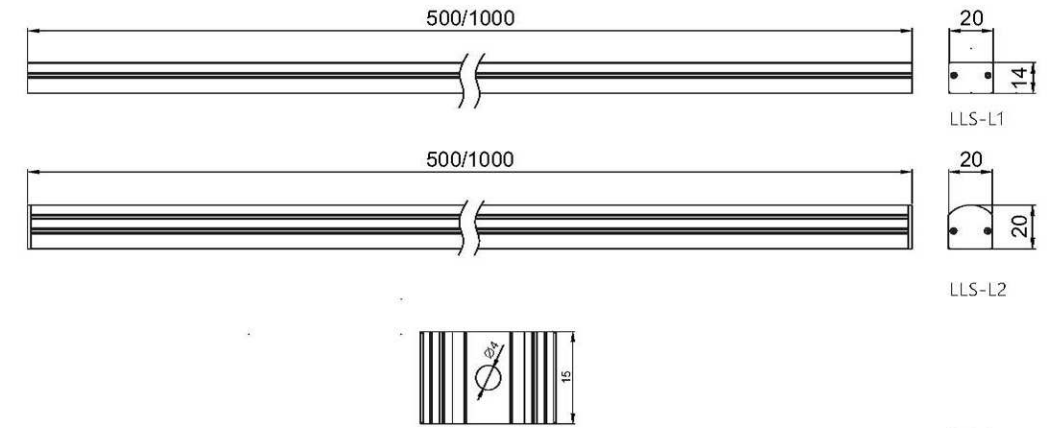
线条灯-L系列  
LED Linear Light -L Series



All Download



物理 & 安装尺寸 Physical & Installation Dimensions



安装尺寸/Installation Dimensions

LLS-L  
单位/Unit : mm


产品特点 Features

- \* 光源采用低热阻，高光效的品牌灯珠，极低的光衰率，达到3万小时的使用寿命
- \* 灯体采用航空级铝材，具有较好的散热性能
- \* 控制芯片采用，成熟稳定的方案，确保批量的稳定性
- \* 可拆卸支架，安装方便
- \* Low thermal resistance, high efficiency LEDs used ,low light decay rate extends LEDs life span to 30,000 hrs
- \* The lamp body adopts aviation aluminum, has good heat dissipation performance
- \* Control chip, mature and stable solution, to ensure the stability of the batch
- \* Detachable bracket for easy installation

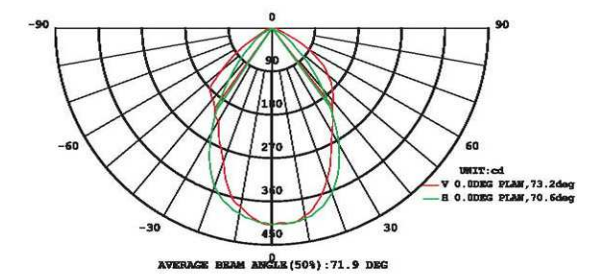
标配型号 & 技术参数 Model Info & Specifications

| 型号/Model           | LLS-L1/L2-24SMD   | LLS-L1/L2-48SMD                   |
|--------------------|---|-----------------------------------|
| 尺寸 /Size           | L500xW20xH14mm/L500xW20xH20mm                             | L1000xW20xH14mm/L1000xW20xH20mm   |
| 材质 /Main body      | 透明(乳白)PC罩+铝合金/Transparent(Milky white) PC cover+Al. alloy |                                   |
| 重量 /Weight         | 0.4kgs±5%   | 0.7kgs±5%                         |
| 灯珠数 /LED Quantity  | 24pcs SMD/5050(3in1)                                      | 48pcs SMD/5050(3in1)              |
| 灯珠颜色 /Color        | RGB全彩或单色/RGB 3in1 or Steady Color                         | RGB全彩或单色/RGB 3in1 or Steady Color |
| 输入电压 /Input Volt   | 24V DC  | 24V DC                            |
| 最大功率 /Power(Max.)  | 6W  | 12W                               |
| 透镜角度 /LENS         | 30° /60° /120°  | 30° /60° /120°                    |
| 控制方式 /Control Mode | 常亮或视频/Steady or Video                                     | 常亮或视频/Steady or Video             |

照度图 Illuminance At A Distance



光强分布曲线 Distribution Curve



LLS-L1-48SMD Beam Angle: 60°

CE IP65  
EPISTAR CREE