


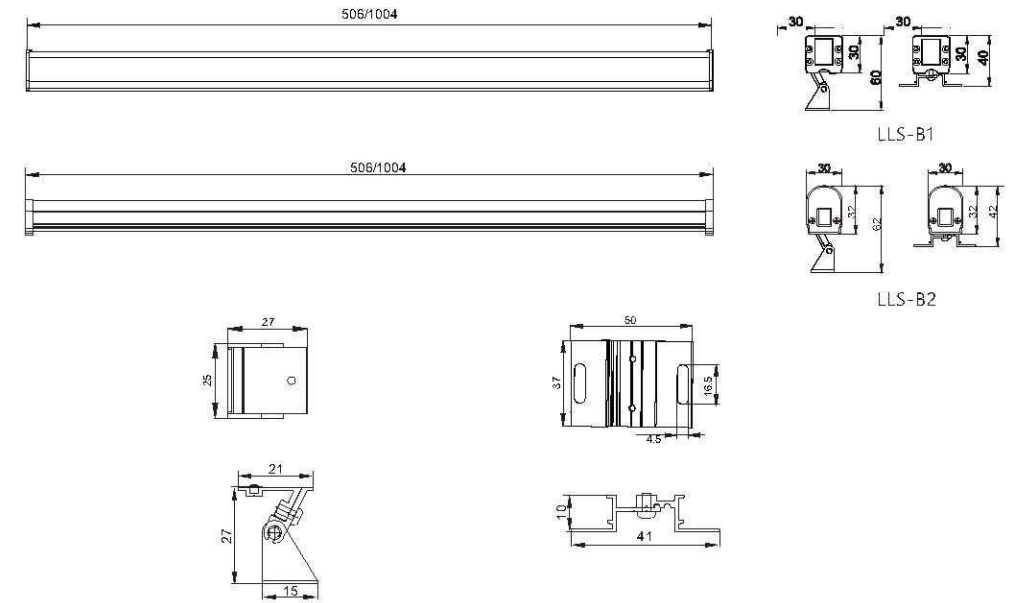
线条灯-B 系列  
LED Linear Light -B Series



All Download



物理 & 安装尺寸 Physical & Installation Dimensions



安装尺寸/Installation Dimensions(A) 安装尺寸/Installation Dimensions(B) 单位/Unit : mm


产品特点 Features

- \* 光源采用低热阻，高效率的品牌灯珠，极低的光衰率，达到3万小时的使用寿命
- \* 灯体采用航空级铝材，具有较好的散热性能
- \* 控制芯片采用，成熟稳定的方案，确保批量的稳定性
- \* PC罩具有高投光性及混色效果
- \* 可拆卸支架，安装方便
- \* Low thermal resistance, high efficiency LEDs used, low light decay rate extends LEDs life span to 30,000 hrs
- \* The lamp body adopts aviation aluminum, has good heat dissipation performance
- \* Control chip, mature and stable solution, to ensure the stability of the batch
- \* PC cover high cast light and the effect of mixed color
- \* Detachable bracket for easy installation

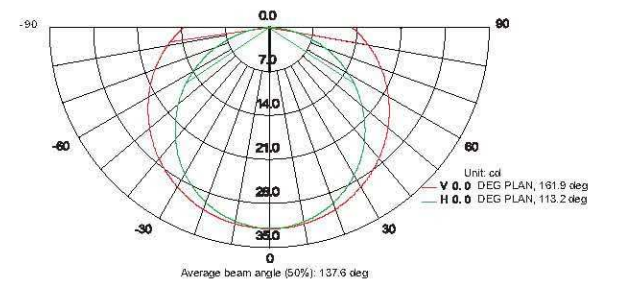
标配型号 & 技术参数 Model Info & Specifications

型号/Model	LLS-B1/B2-24SMD	LLS-B1/B2-48SMD
尺寸 /Size	L506xW30xH40(42)mm	L1004xW30xH40(42)mm
材质 /Main body	清光玻璃(扩散PC罩)+铝合金/Clear glass(Spread the PC cover)+Al. alloy	
重量 /Weight	0.65kgs±5%	0.50kgs±5%/1.10kgs±5%
灯珠数 /LED Quantity	24pcs SMD/5050(3in1)	48pcs SMD/5050(3in1)
灯珠颜色 /Color	RGB全彩或单色/RGB 3in1 or Steady Color	
输入电压 /Input Volt	24V DC	
最大功率 /Power(Max.)	6W	12W
透镜角度 /LENS	30° /60° /120°	
控制方式 /Control Mode	常亮或视频/Steady or Video	

照度图 Illuminance At A Distance



光强分布曲线 Distribution Curve



LLS-B1-48SMD Beam Angle: 120°

CE IP65  
EPISTAR CREE